




Let's



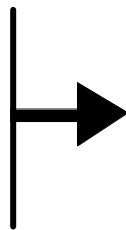
Create!




Art



Activities




from




Household



Items



Family





Learning

1	_____
2	_____
3	_____
4	_____
5	_____




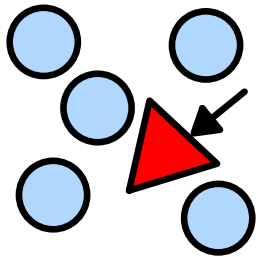
Contents

1




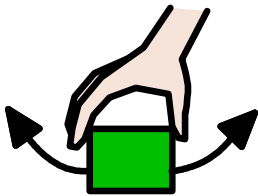
1. Playdough recipe

2




2. Different ways to paint

3



3. Using food

4




4. Messy play




Playdough



Recipe



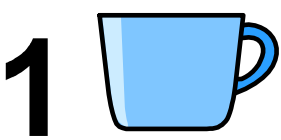
Ingredients:



2 cups



flour



1 cup



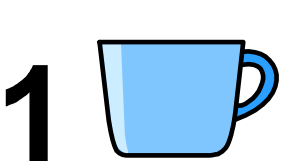
salt




1 tablespoon



oil



1 cup



water




2 drops



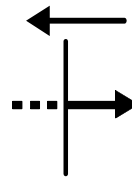
food colouring



Playdough





Recipe




(continued)

1



1. Mix the flour and salt together.

2



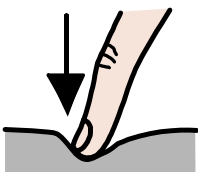
2. Add the oil and water.

3



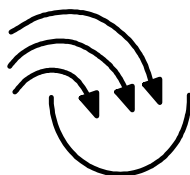
3. Add food colouring.

4



4. Knead well.

5



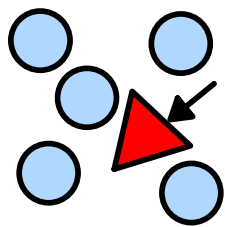
5. Add more flour if consistency is




too



wet.




Different



Ways

++




to




Paint

1



Fill



deodorant




bottles

++

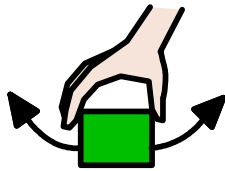


with




paint.


2



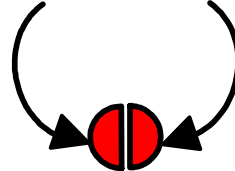
Use



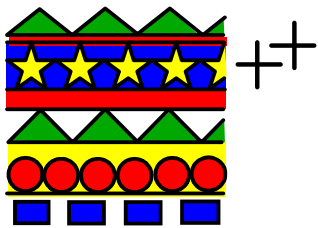
string



to



make

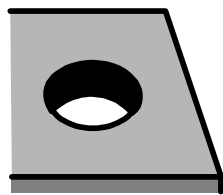


patterns.

3




Put



holes


++



in



bottle




lids

+

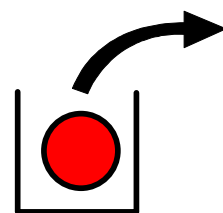
and



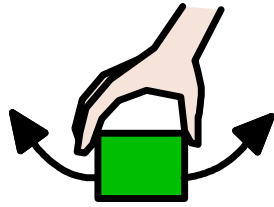
squeeze




paint



out.



Using



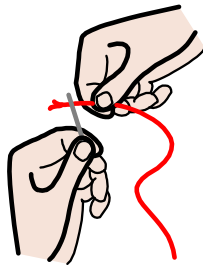
Food

1




1.

Pasta



threading.

2



2.

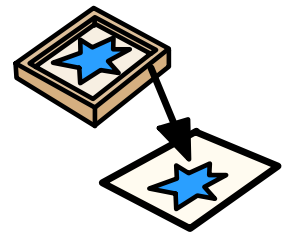
Fruit

+




and

vegetable



printing.

3




3.

Edible



paint

-



yoghurt

+




and

food colouring.



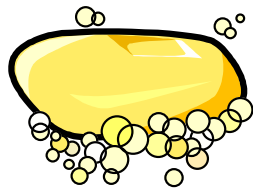
Messy Play



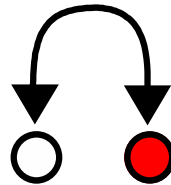
1. Cornflour



2. Squirty




soap



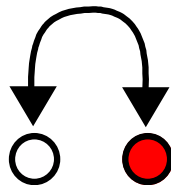
or




shaving foam.



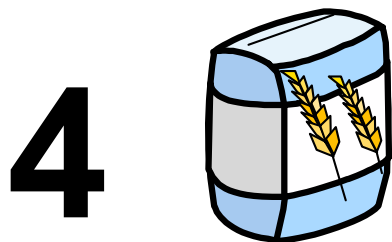
3. Jelly



or



hair gel.



4. Flour




flour




oil



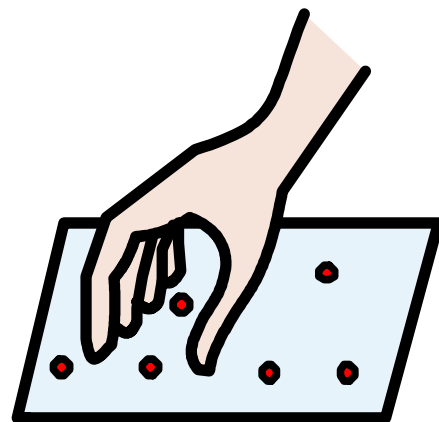
salt




water




food colouring




choose




finish




paint



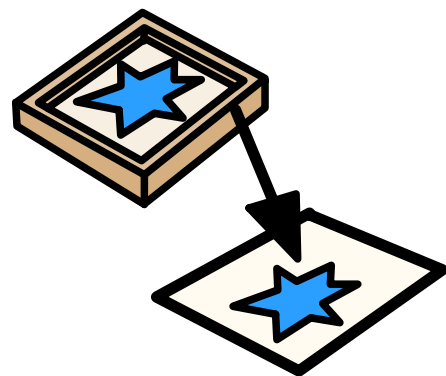
apple



pear




potato




print



red



blue




yellow




green



orange



purple





Art Activity Ideas:

dltk-kids.com/

www.activityvillage.co.uk