

Music

Below is a structure for you to run a music session with your child at home. There are videos on the website that mimic the style we use during your child's music lessons in school. There are also links to songs we use and ideas to make your own instruments at home.

Please feel free to follow the suggested structure or use the videos in your own way!

All Music sessions incorporate 3 Musical Strands:

Musical experience, Singing and Musical Instruments, Music creation

We also incorporate EHCP Targets:

Attention, Communication, Self-Help, Independence

Secondary:

1. Watch/Sing: The Morning Song

Sing along and use makaton signing with your children.

2. Watch/Move: Body Percussion

<https://www.youtube.com/watch?v=i7pXK-E4wtI>

It's time to get up and move to the beat. Follow this Body percussion tutorial with your child. Feel free to only do as much or as little of the video that your child feels comfortable doing. Most pupils have done these moves before and may even be able to give you some tips.

3. Watch/Sing: Vocal Warm Up

<https://www.bbc.co.uk/teach/school-radio/music-ks2-heroes-of-troy-david-grant-vocal-warm-up/zdfb382>

Follow the link to a guided vocal warm up to get you ready for some singing!

4. Watch/Play/Sing: The Feelings song

Please sing through this song encouraging your child to do the signing. You can also play along to this video using instruments.

Please see the attached links about making your own instruments at home. You can also make a quick shaker by putting rice in a jar or bottle. You could also collect small stones and twigs around your home for a different sound.

Note: This song is a social story about feelings. Pupils can sing this daily to learn about regulating emotions.

5. Watch/Play/Sing: Music lesson songs. Get your child to use the choosing board to pick a song they would like to sing/play/sign to.

Love Me do, You've got a friend in me, Perfect and Hero.

These songs teach pupils about change in tempo, moving in response to music and change in dynamics.

6. Watch/Listen: Active Listening

<https://www.youtube.com/watch?v=D7wmPWjGOiw&feature=share>

Follow the link and you will find a video of the Star Wars theme. There are visuals highlighting when each instrument enters. See if your child can name the instrument with or without looking at the screen.

7. Watch/Choose: Get your child to choose a song they really enjoy. They may play/sing or simply listen to the song on Youtube.

8. Watch: Play the Finished song video. This will signal to your child that the session is finished and also encourages them to tidy up and see what is next.

Targets:

Musical experience:

- *Recognises the difference between loud and quiet sounds, and silence*
- *Generalises the names of some instruments*
- *Listens to longer pieces of music without disruption*


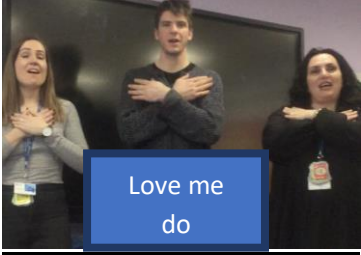


Singing and Musical Instruments:

- *Sings familiar songs with others*
- *Plays a range of tuned and untuned instruments*
- *Recalls songs or sound patterns from memory*

EHCP:

- *Use functional language to request*
- *Comment on likes/dislikes*
- *Interact socially*

Choice board for Music Video songs

 <p>Hero</p>	 <p>Love me do</p>
 <p>Perfect</p>	 <p>You've got a friend in me</p>

1. **Morning Song**



Finished

2. **Body Percussion**



3. **Vocal Warm up**



4. **The Feelings Song**



5. **Choose and Play**



6. **Active Listening**



7. **Choose Song**



8. **Finished Song**

