

ORANGE CLASS WEEKLY PLAN


Our topic this term will be “Planets and time” These activities are about communication, turn taking and be able to follow a schedule. The students from orange class really engage with these activities.

WEEK 1

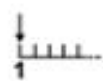
Activity 1

We will recreate a Planet with simple things that we can find at home. Firstly we will follow the schedule, adding all the elements. Once that we finish it is time for communication. Our children have to request the preferred element or elements. If we want them to request we don't have to add a big amount of any of these elements. We give them some for keeping them to request. I attach the schedule and also a communication board for them. We have to engage them exploring with them.





Planet making



First



mix



oil

+

and



food colouring



Next



add



oil

+

and



food colouring mixture



to water



Next



marble



paper



Last




put



paper on water






Mum




give



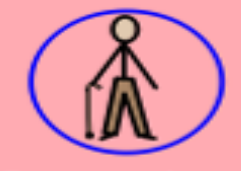
oil




Dad



food colouring





Grandpa



water





Grandma





paper



Uncle



Auntie



Activity 2


We will recreate the SKY in a bottle of any liquid that works better for you.

Firstly we will follow the schedule, adding all the elements. Once that we finish it is time for communication. Our children have to request the preferred element or elements. If we want them to request we don't have to add a big amount of any of these elements. We give them some for keeping them to request. I attach the schedule and also a communication board for them. We have to engage them exploring with them.







Black sensory bottle

 First empty bottle

   Next pour baby oil into the bottle

   Next pour black food colouring

   Next add glitter

 Last shake the bottle



 I	 want	 baby oil
		 black food colouring
		 glitter

Week 2

Activity 1

We will recreate the SKY at night time using black lentils, popcorn and lemon.

Firstly we will follow the schedule, adding all the elements. Once that we finish it is time for communication. Our children have to request the preferred element or elements. If we want them to request we don't have to add a big amount of any of these elements. We give them some for keeping them to request. I attach the schedule and also a communication board for them. We have to engage them exploring with them.





Sky at night time



First make the sky with black lentils



Next make the moon with lemon



Last make the stars with popcorn

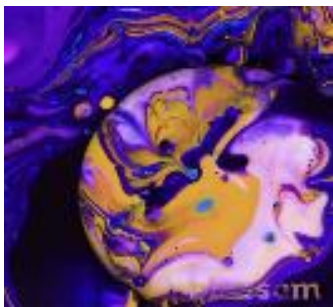


 I	 want	 black lentils
		 lemon
		 popcorn

Activity 2

We will recreate the Space in different way that we did the previous week.

Firstly we will follow the schedule, adding all the elements. Once that we finish it is time for communication. Our children have to request the preferred element or elements. If we want them to request we don't have to add a big amount of any of these elements. We give them some for keeping them to request. I attach the schedule and also a communication board for them. We have to engage them exploring with them.





Planet



experiment



Pour



milk



into



a



bowl



Add



different



paints



Pour



oil



Let



it



mix

