

ORANGE CLASS WEEKLY PLAN

Week 1


Orange class will enjoy “What’s the time, Mr Wolf? Sensory story.. We will learn about time and also we will have fun with different characters very famous from another stories as “three little pigs” or “Little red riding hood”.



I created a book for those ones that they are able to read. We will start our sensory story using a PowerPoint that it will be the same as the book.

ACTIVITY 1

We will make the puppets of the main characters of the story cutting them out and sticking them on ice cream sticks .We also we will use the clock that you will find in our home learning for indicating the time of each page or slide.




After the sensory story, our routine in orange class is first independent work in workstations and then we will make a sensory activity following a schedule and supported by a chat board for requesting what we need for completing the activity. This activity is very important as they have to read and make sentences using their communication aids.

ACTIVITY 2

Writing and pencil control worksheets that you can find in home learning. Also an activity for matching and sequencing different activities that Mr wolf does during the day. We will help them to match the action, with the clock and the sentences.

What's the time, Mr.Wolf?




It's seven o'clock!

Time to get up!



ACTIVITY 3

We will make an activity of food explore using the topic of the book. We will make a bird as a part of the story. The birds wake Mr Wolf up.











First we spread butter into a rice cake

Next cut two slices of banana for making the eyes

Next put two blueberries into the slices of banana as pupils

Last cut a cherry tomato for making the nose

 I	 want	 Rice cake
 You		 banana
		 blueberries
		 butter
		 cherry tomatoes

Widgit Symbols © Widgit Software 2002-2021
Page 1 of 1

They will use this board for requesting what they want. They should just tap what they want or they should make the whole sentence “I want ice”. We should have to model them hand over hand the first times and then we will let them to try to be independent. As we want them to request more, we don’t give a big amount of couscous for example. We give them a lit bit we engage them and we keep making them to request.



First



we



spread



butter



into

a



rice cake



Next



cut

2

two



slices

of



banana

for



making

the



eyes



Next



put

2

two



blueberries



into

the



slices

of



ban ana

as



pupils



Last



cut

a

cherry tomato

for

making

the




nose

 I	 want	 Rice cake
 You		 banana
		 blueberries
		 butter
		 cherry tomatoes

ORANGE CLASS WEEKLY PLAN

Week 2

Orange class will enjoy “What’s the time, Mr Wolf? Sensory story.. We will learn about time and also we will have fun with different characters very famous from another stories as “three little pigs” or “Little red riding hood”.




I created a book for those ones that they are able to read. We will start our sensory story using a PowerPoint that it will be the same as the book. .We also we will use the clock that you will find in our home learning for indicating the time of each page or slide.

After the sensory story, our routine in orange class is first independent work in workstations and then we will make a sensory activity following a schedule and supported by a chat board for requesting what we need for completing the activity. This activity is very important as they have to read and make sentences using their communication aids.

Activity 1

Matching time with the clock

What time is it? is it? is it?




one o'clock two o'clock
three o'clock four o'clock
seven o'clock eight o'clock
eleven o'clock twelve o'clock

Activity 2


Tell the Time: Writing the Time

Write the time shown on each clock.



Answers


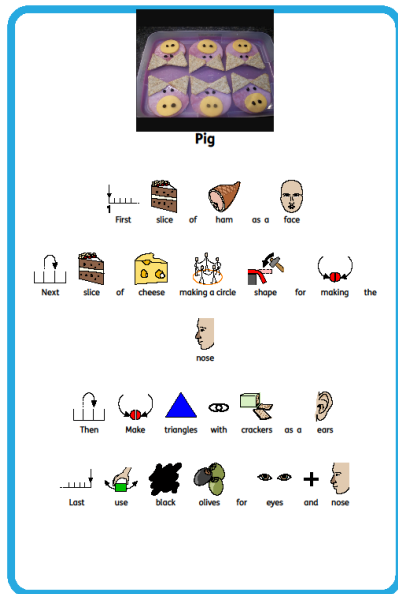
Write the given time.



ink saving Eco

Activity 3

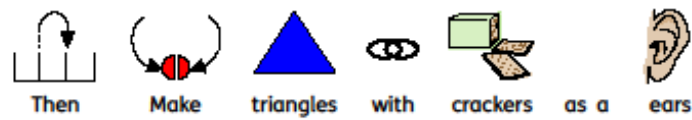
We will make an activity of food explore using the topic of the book. We will make a pig for “Three little pigs” as a part of the story. The three little pigs make jokes to MR Wolf .










They will use this board for requesting what they want. They should just tap what they want or they should make the whole sentence “I want ice”. We should have to model them hand over hand the first times and then we will let them to try to be independent. As we want them to request more, we don’t give a big amount of couscous for example. We give them a lit bit we engage them and we keep making them to request.



Pig



 I	 want	 Ham
 You		 Cheese
		 Crackers
		 Black olives