














## Telling time Worksheet

Draw the hands on the clock.

<p><b>1 a.</b></p>  <p><b>6:30</b></p>	<p><b>1 b.</b></p>  <p><b>8:00</b></p>	<p><b>1 c.</b></p>  <p><b>5:00</b></p>
<p><b>2 a.</b></p>  <p><b>10:00</b></p>	<p><b>2 b.</b></p>  <p><b>9:00</b></p>	<p><b>2 c.</b></p>  <p><b>6:00</b></p>
<p><b>3 a.</b></p>  <p><b>2:00</b></p>	<p><b>3 b.</b></p>  <p><b>9:30</b></p>	<p><b>3 c.</b></p>  <p><b>10:30</b></p>
<p><b>4 a.</b></p>  <p><b>3:30</b></p>	<p><b>4 b.</b></p>  <p><b>3:00</b></p>	<p><b>4 c.</b></p>  <p><b>1:00</b></p>


## Answer Key

1 a.




6:30

1 b.




8:00

1 c.




5:00

2 a.




10:00

2 b.




9:00

2 c.




6:00

3 a.




2:00

3 b.




9:30

3 c.




10:30

4 a.




3:30

4 b.



3:00

4 c.



1:00